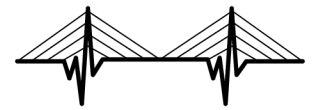







# PET EMERGENCY PREPAREDNESS



**BRIDGETOWN  
VETERINARY**  
EMERGENCY + REFERRAL

## FIRST AID KIT CONTENTS

- |  |  |   |
|--|--|---|
| <input type="checkbox"/> Leash, pet carrier or large pillow case  | <input type="checkbox"/> Nylon leash or nylon stockings  | <input type="checkbox"/> Rectal thermometer & lubricant   |
| <input type="checkbox"/> Bandaging material                       | <input type="checkbox"/> Saline solution   | <input type="checkbox"/> Liquid dish soap   |
| <input type="checkbox"/> Towels or blanket   | <input type="checkbox"/> Scissors with blunt ends  | <input type="checkbox"/> Tweezers   |
| <input type="checkbox"/> Instant ice pack  | <input type="checkbox"/> Disposable gloves   | <input type="checkbox"/> Flashlight   |
| <input type="checkbox"/> Antibiotic ointment   | <input type="checkbox"/> Karo syrup                      | <input type="checkbox"/> Info card  |
| <input type="checkbox"/> Artificial tears & eye wash   | <input type="checkbox"/> Styptic powder (Kwik stop)  | <input type="checkbox"/> Oral dosing syringe or bulb syringe  |

## NORMAL VITAL SIGNS

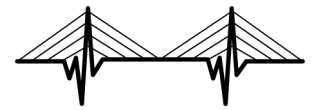
	Dog	Cat
Heart Rate (beats per minute)	Small: 80 - 140 BPM Large: 60 - 100 BPM	180 - 200 BPM
Respiratory Rate (breaths per minute)	10 - 30 BPM	15 - 30 BPM
Temperature	100.0 - 102.5 F	100.0 - 102.5 F
Mucous Membranes (gums)	Pink & Moist	Pink & Moist



See back for more details!








# PET EMERGENCY PREPAREDNESS



**BRIDGETOWN  
VETERINARY**  
EMERGENCY + REFERRAL

## ADDITIONAL INFORMATION

-  Small pets can be quickly evacuated in a pillowcase if a pet carrier is not readily available.
-  A thin nylon leash or nylon stockings can be used to create an emergency muzzle for painful dogs to minimize bite risk when transporting or providing medical care. Never muzzle an animal who is having difficulty breathing!
-  Bandaging materials: absorbent gauze pads, white sports tape, cast padding, sterile non-stick telfa pads, stretch roll gauze, vetwrap (coflex) and tongue depressors.
-  Karo syrup can be given orally during a hypoglycemic event (low blood sugar). Use oral syringe to spread syrup on pet's gums if they are disoriented / unconscious or unable to swallow.
-  Keep an information card in your first aid kit that contains contact info for: local veterinary office, nearest pet emergency hospital, Pet Poison Helpline and/or ASPCA Animal Poison Center, list of pet friendly shelters or evacuation centers.

## HOW TO COLLECT VITAL SIGNS



- Heart Rate** (beats per minute): Place 2 - 4 fingers firmly on your pet's chest, just behind their left elbow until you feel their heartbeat. Using a timer or a watch with a second-hand, count how many beats you feel in 15 seconds. Now multiply that number by 4 to get your pet's heart rate.
- Respiratory Rate** (breaths per minute): Look at your pet's side near the last rib to check for breathing. One rise and fall of their chest counts as one breath. Using a timer or watch, count the number of breaths your pet takes in 15 seconds. Now multiply that number by 4 to get your pet's respiratory rate.
- Temperature:** Apply a dime-sized amount of lubricant to the end of the digital thermometer. Gently lift your pet's tail and slowly insert the thermometer into their rectum. For cats and small dogs, insert approximately ½ inch. For medium to large dogs, insert about 1 inch. Turn the thermometer on and hold steadily in place until it beeps. \*Not all pets will tolerate a rectal temperature. If your pet is anxious or acting aggressive and poses a risk of injuring you or themselves, please do not attempt.
- Mucous Membranes** (gums): gently lift the upper lip of your pet to check their gum color. In healthy pets, their gums should be pink and moist. Note that some pets may have pigmented gums.